


# THE " ILLUMINATOR PRO " TURN SIGNAL CANCELLOR WITH BUILT IN LOAD EQUALIZER , FRONT RUN & TURN AND REAR RUN , BRAKE & TURN FUNCTIONS.


PLEASE MAKE SURE YOUR CUSTOMER RECEIVES A COPY OF THIS PAGE ON FEATURES AND OPERATION OF THIS MODULE . READ ALL OF THE INSTRUCTION SHEETS BEFORE YOU INSTALL THIS MODULE ! THIS MODULE IS DESIGNED FOR YOUR YAMAHA , SUZUKI , KAWASAKI . VICTORY . OLDER BMWs . BUELL AND ALL OTHER 12 VOLT MOTORCYCLES .  
THIS MODULE WORKS ON A NON-MOMENTARY TURN SIGNAL SWITCH AS COMMONLY FOUND ON THE ABOVE MOTORCYCLES , THIS WILL NOT WORK ON HONDAS OR BMWs WITH INTEGRATED BRAKE SYSTEM.

## TECH TIPS

THE INSTALLATION OF THIS MODULE SHOULD BE DONE BY A FACTORY TRAINED TECH OR CAN BE DONE BY THE OWNER IF VERY EXPERIENCED WITH REMOVING BODY PARTS , FUEL TANK AND COMFORTABLE WITH MAKING CHANGES TO THE WIRING ON THEIR OWN MOTORCYCLE .

 TAKE YOUR TIME ! DO NOT GET IN A HURRY ! IF YOU ARE NOT A FACTORY TRAINED TECH , PLAN ON THE WHOLE DAY TO INSTALL THIS MODULE !


 USE HEAT SHRINK AND AVOID SHARP CORNERS WHEN ROUTING YOUR WIRES. USE EXTRA CAUTION UNDER THE REAR FENDER , MAKE SURE THE TIRE WILL NOT RUB THE INSULATION OFF THE WIRE AND CAUSE A SHORT !

 AFTER YOU HAVE INSTALLED THIS MODULE AND ARE READY TO TEST THE FUNCTIONS OF THIS MODULE , IT IS IMPORTANT TO HAVE A FULLY CHARGED BATTERY . ESPECIALLY WHEN USING LED TURN SIGNALS .

## FEATURES & OPERATION :

THIS MODULE ALLOWS YOUR TURN SIGNALS TO FLASH FOR 11 SECONDS AND THEN WILL AUTOMATICALLY CANCEL THE TURN SIGNALS . A SLIDE OF THE TURN SIGNAL ROCKER SWITCH , AND THE MODULE WILL DO THE REST .


 IF YOU MAKE A QUICK LANE CHANGE , CENTER THE ROCKER SWITCH AND SLIDE THE SWITCH THE SAME DIRECTION , THIS WILL DISCONTINUE THE 11 SECOND TIMED FLASHING .

 TO GAIN ADDITIONAL TIME , ( LONG LIGHT ) MERELY CENTER THE SWITCH AND SLIDE THE SWITCH THE SAME DIRECTION AFTER THE FLASHING HAS STOPPED , OR , ONCE YOU'RE ON THE MOVE .

 THIS MODULE HAS A BUILT IN EMERGENCY FLASHER MODE , TO OPERATE , SLIDE THE ROCKER SWITCH BACK AND THEN FORWARD AS FAST AS POSSIBLE , REPEAT TO CANCEL .

 THIS MODULE TURNS THE FRONT SINGLE ELEMENT BULBS OR LEDS INTO RUNNING LIGHTS AS WELL AS MAINTAINS TURN SIGNAL FUNCTION .

 THIS MODULE ALSO TURNS THE REAR TURN SIGNALS INTO RUNNING LIGHTS , BRAKE LIGHTS AND MAINTAINS TURN SIGNAL FUNCTION . ( YOU WILL NEED RED LENS IN THE REAR )

 THIS MODULE HAS A BUILT IN SOLID STATE FLASHER & BUILT IN " LOAD EQUALIZER " . IT IS DESIGNED TO RUN A SINGLE STRIP OF LED TURN SIGNALS , AND UP TO 100 WATTS OF TURN SIGNAL COMBINATIONS PER SIDE . DO NOT RUN MORE THAN 100 WATTS PER SIDE OR MORE THAN 50 WATTS PER CORNER ( NOT MORE THAN 50 WATTS ON EACH OUTPUT TURN SIGNAL WIRE / OR STATION ) . IF YOU DO , OUR TEST BOARD CAN DETECT THIS AND WILL VOID THE WARRANTY OF THIS MODULE. **PAGE I ( OVER )**